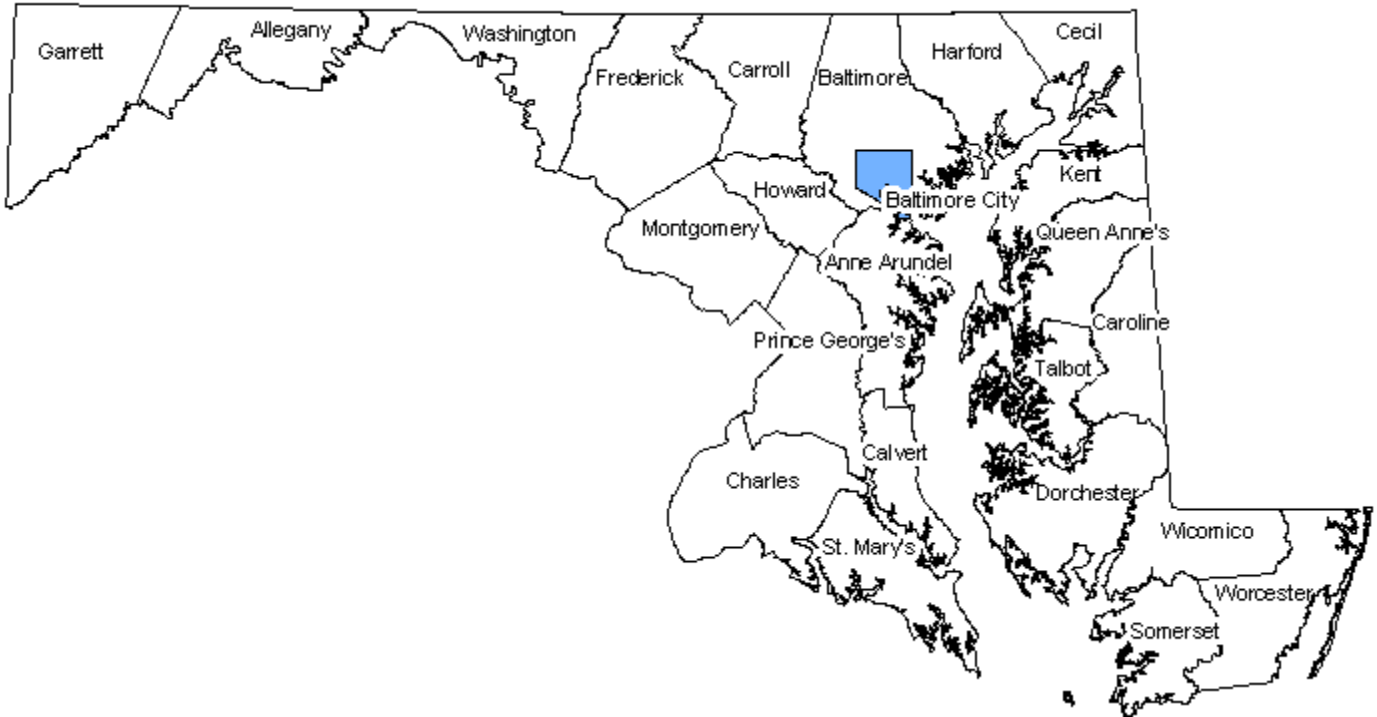


Baltimore City Market View

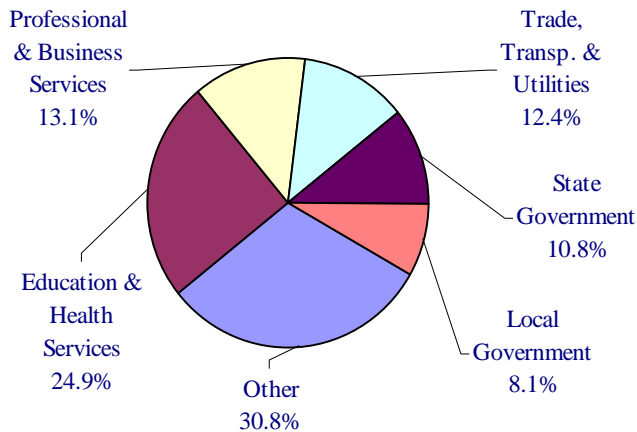


Quick Facts

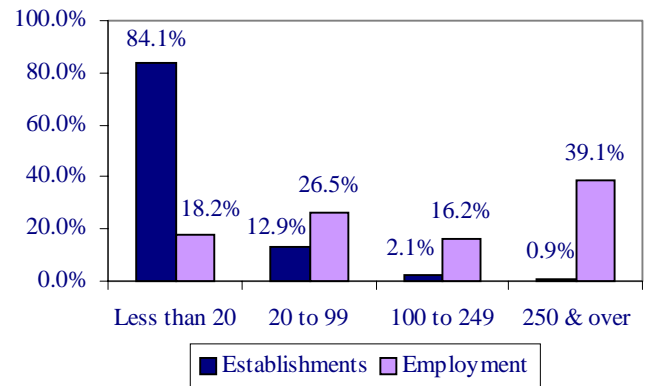
- Population (2004) 636,251
- Civilian Labor Force (2004) 270,291
 - Employment 250,382
 - Unemployment 19,909
 - Unemployment Rate 7.4%
- % of Maryland's Labor Force 9.4%
- Industry Employment (2004) 354,863
- Business Establishments (2004) 14,184
- Average Weekly Wage by Industry (2004) \$869
- Total Projected Job Openings Through 2012 111,204

Baltimore City Market View


Top Employing Industries



Private Sector Business Establishments & Employment Concentration by Size Class 4th Quarter 2004



Highest Annual Wages



Top Job Gains by Industry 2004

Educational Services	1,051
Hospitals	886
Food Services & Drinking Places	378
Warehousing & Storage	306
Health & Personal Care Stores	227
Support Activities for Transportation	216
Transit & Ground Passenger Transportation	197
General Merchandise Stores	172
Construction of Buildings	161
Heavy & Civil Engineering Construction	140
Specialty Trade Contractors	97

Top Performing Occupations 2002-2012

Occupation	Total Openings*
Registered Nurses	4,846
Cashiers	3,076
Janitors & Cleaners, exc. Maids & Housekeeping	2,849
Security Guards	2,555
Combined Food Prep. & Srvg. Wrkrs., inc. Fast Food	2,512
Office Clerks, General	2,492
Waiters & Waitresses	2,253
Retail Salespersons	1,917
Laborers & Freight, Stock, & Material Movers, Hand	1,768
General & Operations Managers	1,721

* Combine openings due to growth & replacement demand

Projected Demand* by Education/Training

